




YIBAI SOLAR
BUILD A GREEN WORLD

SIV SERIES

Small Changes, Big Accomplishments







405-420W



● SIV SERIES

YIBAI SOLAR redefined the high-efficiency module series by integrating 182mm silicon wafers with multi-busbar and half-cut cell technologies. Yibai Solar panel combined creative technology effectively and extremely improved the module efficiency and power output.

● KEY FEATURES

-  Less mismatch to get more power
-  Less power loss by minimizing the shading impact
-  Competitive low light performance
-  3 times EL test to ensure best quality
-  Ideal choice for utility and commercial scale projects by reduced BoS and improved ROI
-  Outstanding reliability proven by PVEL for stringent environment condition:
 - Sand, acid, salt and hail stones
 - 2400 Pa wind load and 5400 Pa snow load
 - Anti-PID

● QUALITY SYSTEM

ISO9001 / ISO14001 / ISO45001

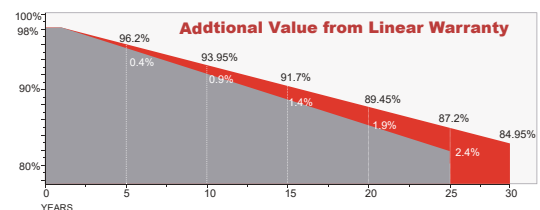
● PRODUCT CERTIFICATION



● INSURANCE



● WARRANTY



Guarantee on product material and workmanship



Linear power output warranty

Guangdong Yibai Optotech Co.,Ltd

Tel: (86) 0750 376 6180

Web: www.yboptotech.com

Email: info@yboptotech.com

Specifications subject to technical changes and test, YIBAI Solar reserves the right of final interpretation.

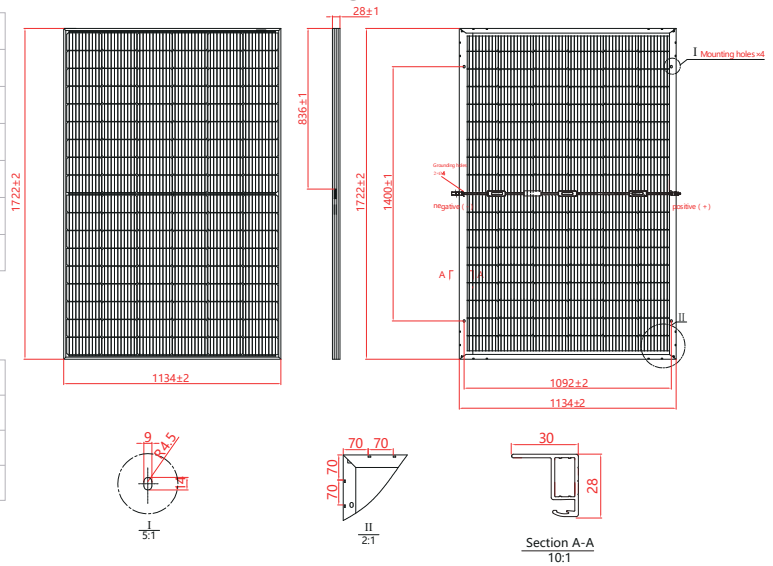
Mechanical Specifications

External Dimension	1722 x 1134 x 28 mm
Weight	18.5 kg
Solar Cells	PERC Mono crystalline(108 pcs)
Front / Back Glass	1.6mm AR coating semi-tempered glass, low iron
Frame	Anodized aluminium alloy
Junction Box	IP68, 3 diodes
Output Cables	4.0mm ² , 250mm(+)/350mm(-) or Customized Length

Packing Configuration

Container	20'GP	40'HQ
Pieces per Pallet	39	39
Pallets per Container	6	26
Pieces per Container	234	1014

Technical drawing



Electrical Characteristics

Module Type	YB-405-BMD-BG			YB-410-BMD-BG			YB-415-BMD-BG			YB-420-BMD-BG		
	Front STC	Front NOCT	Back STC	Front STC	Front NOCT	Back STC	Front STC	Front NOCT	Back STC	Front STC	Front NOCT	Back STC
Maximum Power -P _{mp} (W)	405	304	284	410	308	287	415	311	291	420	314	294
Open Circuit Voltage -V _{oc} (V)	37.22	34.73	37.20	37.32	34.81	37.30	37.42	34.90	37.40	37.52	34.99	37.50
Short Circuit Current -I _{sc} (A)	13.70	11.07	9.66	13.80	11.15	9.73	13.90	11.23	9.80	14.00	11.31	9.87
Maximum Power Voltage -V _{mp} (V)	30.93	28.91	30.98	31.05	29.05	31.03	31.16	29.19	31.17	31.28	29.33	31.29
Maximum Power Current -I _{mp} (A)	13.10	10.51	9.17	13.21	10.59	9.25	13.32	10.66	9.34	13.43	10.73	9.42
Module Efficiency STC-η _m (%)	20.74			21.00			21.25			21.51		
Power Tolerance (W)	(0, +4.99)											
Pmax Temperature Coefficient	-0.34 %/°C											
Voc Temperature Coefficient	-0.26 %/°C											
Isc Temperature Coefficient	+0.05 %/°C											

STC: Irradiance 1000 W/m² module temperature 25°C AM=1.5
Power measurement tolerance: +/-3%

Rear Side Power Gain(YB-410-BMD-BG)

Power Gain	10%	15%	20%	25%	30%
Maximum Power -P _{mp} (W)	451	472	492	513	533
Open Circuit Voltage -V _{oc} (V)	37.32	37.32	37.32	37.32	37.32
Short Circuit Current -I _{sc} (A)	15.18	15.87	16.56	17.25	17.94
Maximum Power Voltage -V _{mp} (V)	31.05	31.05	31.05	31.05	31.05
Maximum Power Current -I _{mp} (A)	14.53	15.19	15.85	16.51	17.17

Application Conditions

Maximum System Voltage	1500V DC
Maximum Series Fuse Rating	25 A
Operating Temperature	-40~+85 °C
Nominal Operating Cell Temperature	45±2 °C
Bifaciality	70%±10%
Mechanical Load	Front side 5400 Pa / Back side 2400 Pa

I-V Curve

