

NOVA-UM Series LED Floodlight

8 modules (8 x 36 LEDs), 960W, surface mount, adjustable



HIGHLIGHTS

- Deriving from deep-rooted understanding of markets and application on outdoor LED lighting luminaires for 10+ years;
- Combination of industry-leading key components and rich expertise about R & D, quality management;
- Patented, unique and low-profile, but pragmatic style;
- Outstanding cost performance, long life with low cost of ownership, reliability, and easy installation;
- Sufficient options in wattage, lumens, and lighting controls/interfaces.

APPLICATIONS

Car dealerships, sports fields, Tennis and netball courts, golf driving ranges, facades, Docks and container terminals, Transit hubs, Airport aprons and hangars, general area lighting.

SPECIFICATION FEATURES

Construction

- Housing: rugged and light-weight aluminium alloy functioning as platform for light bars and driver compartment, and lighting control interfaces (e.g. Zhaga sensor ready connector, NEMA receptacle).
- Mounting bracket: powder coated steel.
- Light bars: extrusion aluminium heatsink, aluminium PCB with 18 LEDs mounted, UV resistant polycarbonate 18-in-1 optic lens cluster, micro terminal block on PCB and connector for tool-less wiring. IP67 and IK10 rated.
- Hardware: 304 grade stainless steel nuts.

Optics

UV resistant polycarbonate optic lens cluster comes with dedicated optical cavities for the array of 18 individual LEDs. Optic lenses for symmetric and asymmetric light distributions are specifically designed for efficiency and uniformity to meet almost all lighting needs. Diversified CCTs, CRIs, and wavelength are at option.

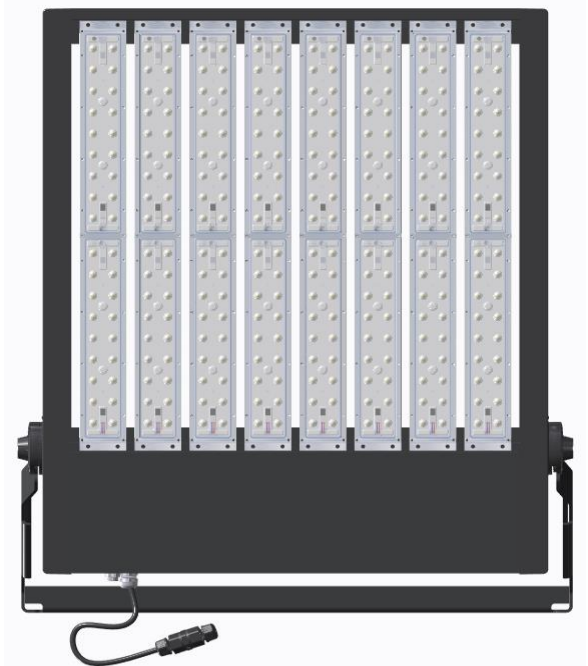
Electrical

LED driver is enclosed in an aluminium driver compartment, designed to manage thermals for longevity. 220-240V, 90-305V AC, 120-277V AC, or 347-480V AC, 50/60Hz operation.

Withstand 10kV of transient line surge. 20kV surge protection is optional. Suitable for operation in -40°C to 50°C (-40°F to +122°F) Ta. Class II protection class is available upon request.

Finish

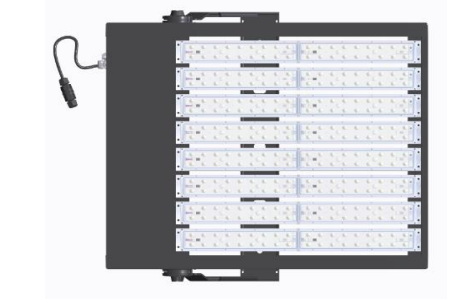


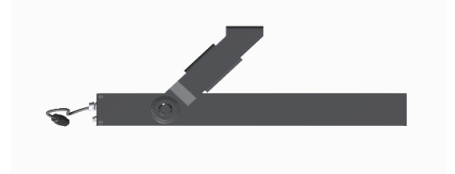

Housing is finished in world-class polyester powder coating to withstand challenging environments, 100 µm nominal thickness for superior protection against fade and wear, cracking or peeling. Optional standard colors include white, grey, black, bronze, other colors available upon request. RAL and color matches.



NOVA-UM Series LED Floodlight

8 modules (8 x 36 LEDs), 960W, surface mount, adjustable

Pictures



NOVA-UM Series LED Floodlight

8 modules (8 x 36 LEDs), 960W, surface mount, adjustable

Ordering Information

EXAMPLE:

NBE960-UM-20D-40K9-BK-SR-CBL-SPL

Model:	LENS & LIGHT DISTRIBUTION	CCT ₃ / WAVE LENGTH	METAL FINISH ₅	LIGHTING CONTROL OPTIONS
NBE960-UM	10D 10° flood	30K7 WW 3000K, 70 CRI	GY Gray	Blank Without lighting control
	20D 20° flood	40K7 NW 4000K, 70 CRI	BZ Bronze	10V 1-10V / 0-10V Dimming
	30D 30° flood	50K7 DW 5000K, 70 CRI	BK Black	DA DALI Dimming
	60D 60° flood	57K7 CW 5700K, 70 CRI	WH White	MS Microwave Motion Sensor
	90D 90° flood	65K7 CW 6500K, 70 CRI		SR Zhaga Sensor Ready
	120D 120° , Type V Square Medium	RB Royal Blue 450-465 nm		PWM PWM Dimming
	150D 150° , Type V Square Wide	BL Blue 465-485 nm		DMX DMX Control
	2M Type II Medium	GR Green 520-535 nm		EB Emergency Lighting
	2L Type II Long	AM Amber 585-595 nm		PE Photocell
	3S Type III Short	RO Red Orange 610-620 nm		3P 3-pin NEMA Receptacle
	3M Type III Medium	RD Red 620-630 nm		5P 5-pin NEMA Receptacle
	3L Type III Long			7P 7-pin NEMA Receptacle
	4VS Type IV Very Short			SCP Shorting Cap
	4S Type IV Short			BDS Bird Spike
	4M Type IV Medium			CBL Safety Cable
				SPL Spill control

Footnotes:

1. Materials in stock for faster production and delivery.
2. Available upon request.
3. Other CRI, CCTs and wavelength are available upon request, e.g. 2700K (27K7, 27K8, 27K9), 1800K, 80CRI, 90CRI
4. Remote LED Drivers.
5. Other metal finishes are available upon request. MoQ required.

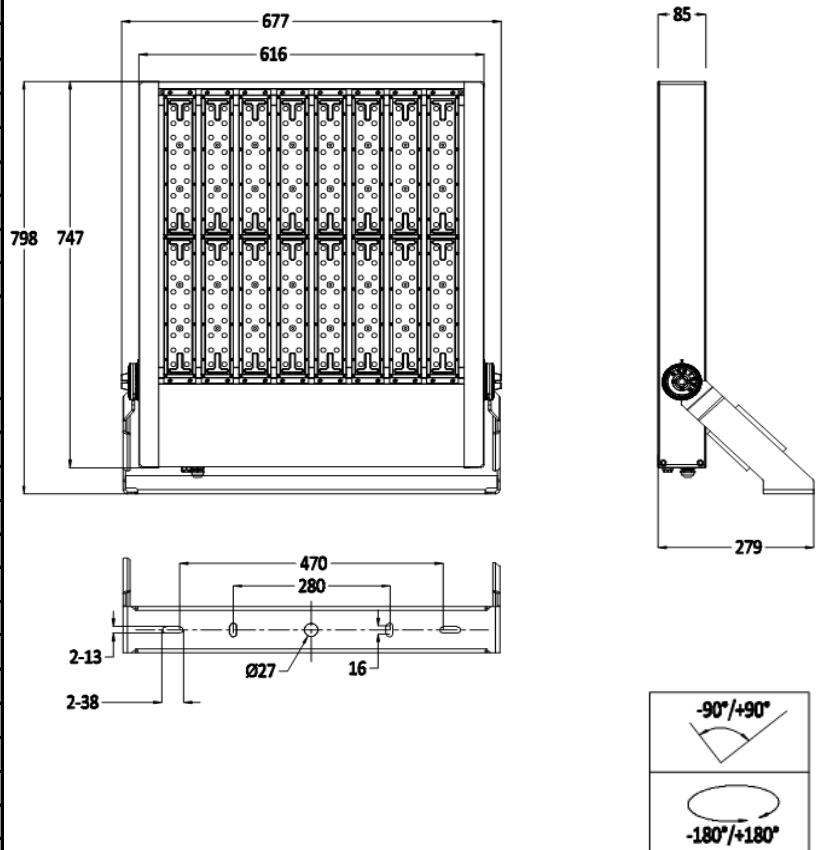
NOVA-UM Series LED Floodlight

8 modules (8 x 36 LEDs), 960W, surface mount, adjustable

Technical Parameters

Model:	NBE960-UM
Rated Power:	960W
Flux, Efficacy (cct 3000K):	118080 lm, 123 lm/W
Flux, Efficacy (cct 4000K):	124800 lm, 130 lm/W
Flux, Efficacy (cct 5000K):	124800 lm, 130 lm/W
Drive Current:	1.05A
Watts /Module:	120W
No. of LEDs₃:	8 x 36
Projected Life-span:	L90 B10: >100,000 hrs
Weight (kg):	22.62
Dimensions L*W*H (mm) :	798(747)*677(616)*85
EPA (ft²) @	0° 10° 20° 30° 40° 50° 60° 70° 80° 90° tilt:
	0.54 1.36 2.14 2.85 3.48 4.00 4.40 4.66 4.78 4.76
Input Voltage & Frequency:	90-305V AC 50/60Hz
Power Factor (PF):	0.97 (Min)
THD:	<20%
Surge Protection:	10KV
Protection class IEC:	Class I
Ambient Temp. (Ta):	-40 to +50 °C
IP Rating:	IP67
Mech. impact protection:	IK10
Housing and heatsink:	Aluminium alloy
Powder Coating Thickness:	100µm
Bracket, screws, nuts:	Steel
Optic lens material₆:	Polycarbonate (PC)

Dimensional Drawing



Optic Lens & Distribution:	UV resistant polycarbonate, discoloration resistant, more weather proof for unique lens design Optional optics and photometry: 10°, 20°, 30°, 60°, 90°, 120°, 150°, IESNA Type I, II, III, IV, V.

Footnotes:

1. Materials in stock for faster production and delivery. UL, CUL, DLC 5.0, CB, ENEC, CE, SAA certified.
2. Regular options for custom products
3. High power white LEDs, Ra \geq 70
6. Custom product, e.g. 316 grade stainless steel screws, enhanced corrosion proof powder coated housing and optic lenses.